

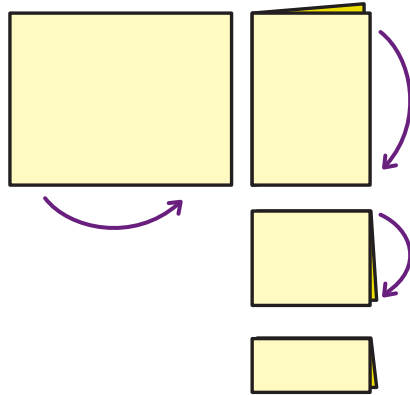
# A Way With Words

Nonliteral language

## What You Need

- book
- scissors
- stapler
- paper

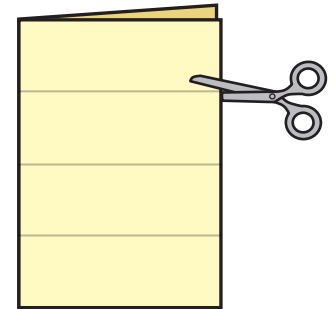
1 Fold the paper in half 3 times.



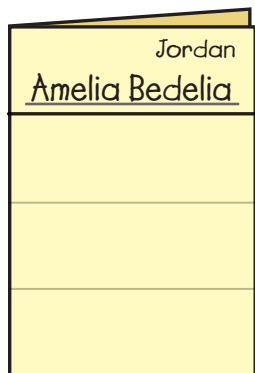
2 Unfold the paper 2 times.



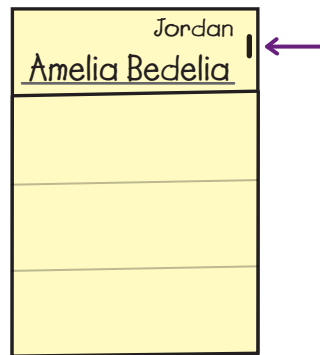
3 Cut along each fold line. Only cut through the top layer of paper to the crease.



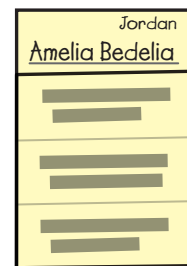
4 Write your name and the story's title in the top section.



5 Staple the flap to the paper behind it.



6 On the other three sections, write a different example of nonliteral language from the story.



7 Turn each flap back. Write the author's meaning of the words.

