


**Determine cause and effect. Free cards**

Trouble with this email? [Open in Browser](#)



# GRADES 2-3

Activities

Dear Teacher,

What's the effect of the reading idea in today's eNewsletter? A more thorough understanding of cause and effect! We've provided cards to make preparation quick and easy. Just print and use!

Trust your Activities eNewsletter to have just the ideas you need.

Tina Petersen  
Newsletter Editor

**PS:**

Helping students master **handwriting** skills and develop **computer keyboarding** skills is easy with [Learning Without Tears](#). Their award-winning curricula make these important communication skills easy to teach and easy to learn.



## Language Arts

### SPELLING REVIEW

Are your students ready for a big-league game? Give this outdoor activity a try!

**Set up:** Program each of a supply of index cards with a different spelling word. Depending on the word's difficulty, also write on each card "single," "double," "triple," or "home run."

**Activity:** Divide students into two teams and head outside to the ball field. Instruct players from Team 1 to take a position on the field. Give the pitcher the cards. Instruct a player (batter) from Team 2 to come to the batter's box and have the pitcher call out the top word from the stack. Direct all students to spell the word silently while the batter spells it aloud. If the batter correctly spells the word, he runs the number of bases written on the card. If he misspells the word, the player earns an out for his team. After the batter's turn, the pitcher moves the card to the bottom of the stack and

calls out the next word to the next player. When a team has three outs, direct the teams to change places. The team that scores more runs wins.

**Tip:** Have students rotate positions while playing defense so everyone gets a chance to be the pitcher.

Sponsored by Disney Publishing Worldwide

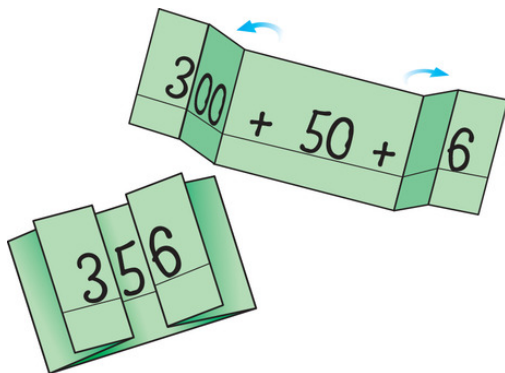
## BOOKS TO GROW ON

Focus on **social-emotional learning** and enter for a chance to **win 30 books**.

Plus download:

- free SEL activities
- printable bookmarks
- printable reader's calendar

[Click here now](#) for your chance to win.



Math: 2.NBT.A.3

### STANDARD AND EXPANDED FORM OF NUMBERS

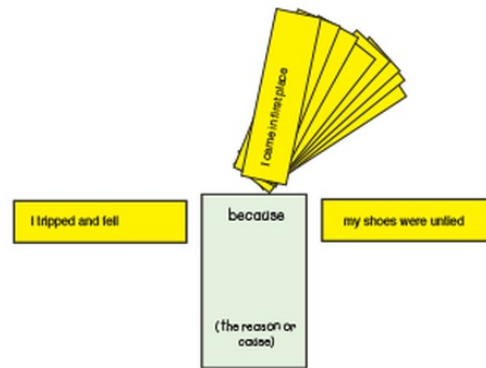
Visualizing numbers in standard and expanded form is as easy as 1, 2, 3! In advance, cut a supply of sentence strips in half, making enough for each child to have two. Place the sentence strips and a die at a center. A child rolls the die and writes the number as the hundreds digit at the far left end of a sentence strip as shown. He repeats the process, writing the second number as the tens digit in the middle and the last number as the ones digit at the far right. Next, he fills in the value for each digit and adds plus signs where needed. He folds the first and last digits back and then creases the folded ends of the strip toward the tens digit. He reads the number with the strip closed and then opens the strip to reveal the number in expanded form. He repeats the process to show a new number with expanded and standard form.

#### Print-and-Use Cards

### REASONS AND RESULTS

For this partner activity, cut apart a copy of the [cards](#) and place them in a resealable plastic bag. Also program an index card with "because (the reason or cause)" on one side and "so (the result or effect)" on the other. To begin, students place

the index card on the work surface. They match two cards that, when combined with the word on the index card, make a cause-and-effect sentence. Next, the students write the sentence on a sheet of paper (adding capital letters and punctuation as needed) and underline the cause. Then the pair flips over the index card, rearranges the two smaller cards to make a new sentence, and writes it on the paper. Students repeat the process with the remaining cards, making and writing ten sentences in all.



Did you miss last week's eNewsletter? [Click here.](#)

Connect with The Mailbox<sup>®</sup>



[privacy policy](#)

[unsubscribe](#)

[email preferences](#)

Please do not reply to this email for customer service.

If you need support, please email [customerservice@themailbox.com](mailto:customerservice@themailbox.com).

©2019 The Education Center / 101 Centreport Drive, Suite 245 / Greensboro, NC 27409

Did someone forward you this message?

[Click here](#) to get more free ideas from The Mailbox<sup>®</sup>!

[Printer-Friendly PDF](#)

## Cause and Effect Cards

I tripped and fell <small>©The Mailbox®</small>	my shoes were untied <small>©The Mailbox®</small>
I got a trophy <small>©The Mailbox®</small>	I came in first place <small>©The Mailbox®</small>
the students left the room <small>©The Mailbox®</small>	it was lunchtime <small>©The Mailbox®</small>
we need to wear raincoats <small>©The Mailbox®</small>	it is raining <small>©The Mailbox®</small>
the children made snowballs <small>©The Mailbox®</small>	it was snowing <small>©The Mailbox®</small>